







4-way, 5-port, 2-position, Plug-in

L675 (3/8" basic valve) Single solenoid	L655 (3/8" basic valve) Double solenoid	Nominal Cv	Port size (NPT)	Subbase (Side ports)	Manifold† (End & bottom ports)	Voltage	Valve only						
							Single solenoid	Double solenoid					
		4.8	3/8"	K022090	K142230	120V 60Hz	L6753910253	L6553910253					
							4.8	1/2"	K022091	K142231	110V 50Hz	L6753310249	L6553310249
							4.8	3/4"	K022101	K142270	24VDC	L6753310249	L6553310249



L675 (1" basic valve) Single solenoid	L655 (1" basic valve) Double solenoid	Nominal Cv	Port size (NPT)	Subbase (Side ports)	Manifold†	Voltage	Valve only		
							Single solenoid	Double solenoid	
		11.3	1"	K022095		120V 60Hz	L6758910253	L6558910253	
							110V 50Hz	L6758310249	L6558310249
							24VDC	L6758310249	L6558310249



4-way, 5-port, 3-position, Plug-in

L665 (3/8" basic valve) Double solenoid	Nominal Cv	Port size (NPT)	Subbase (side ports)	Manifold † (end & bottom ports)	Voltage	Valve only					
						Double solenoid					
	4.8	3/8"	K022090	K142230	120V 60Hz	L6653921153					
						1/2"	K022091	K142231	110V 50Hz	L6653321149	
						3/4"	K022101	K142270	24VDC	L6653321149	



L665 (1" basic valve) Double solenoid	Nominal Cv	Port size (NPT)	Subbase (side ports)	Manifold (end & bottom ports)	Voltage	Valve only		
						Double solenoid		
	11.3	1"	K022095		120V 60Hz	L6658921153		
						110V 50Hz	L6658921153	
						24VDC	L6658321149	

4-way, 5-port, 2-position, Direct Pipe Ported

L705 (3/8" basic valve) single solenoid	L685 (3/8" basic valve) double solenoid	Port size (NPT)		Nominal Cv	Voltage	Operator type	Valve	
		P, A & B	EA & EB				Single solenoid	Double solenoid
		3/8"	1/2"	4.8	120V 60Hz	Junction box	L7053910253	L6853910253
							110V 50Hz	L7054910253
		3/8"	1/2"	4.8	24VDC	Junction box	L7053610249	L6853610249
							L7054610249	L6854610249
		3/8"	1/2"	4.8	120V 60Hz	Basic	L7053310253	L6853310253
							110V 50Hz	L7054310253

L705 (1" basic valve) single solenoid	L685 (1" basic valve) double solenoid	Port size (NPT)		Nominal Cv	Voltage	Operator type	Valve	
		P, A & B	EA & EB				Single solenoid	Double solenoid
		1"	1-1/4"	12.0	120V 60Hz	Junction box	L7058910253	L6858910253
							110V 50Hz	L7059910253
		1"	1-1/4"	12.0	24VDC	Junction box	L7058610249	L6858610249
							L7059610249	L6859610249

4-way, 5-port, 3-position, Direct Pipe Ported

L695 (3/8" basic valve) double solenoid	L695 (1" basic valve) double solenoid	Port size (NPT)		Nominal Cv	Voltage	Operator type	Valve	
		P, A & B	EA & EB				3/8" basic size	1" basic size
		3/8"	1/2"	4.5	120V 60Hz	Junction box	L6953921153	—
							L6954921153	—
		1"	1-1/4"	12.0	110V 50Hz	Junction box	—	L6958921153
							—	L6959921153

† Manifolds include mounting hardware, except for port adapters.

Valvair II Series

DX ISOMAX Series

Fieldbus

Isys ISO Series

Isys Micro Series

Moduflex Series

D
Subbase & Manifold Valve Products