







4-way, 5-port, 2-position, Plug-in

L675 (3/8" basic valve) Single solenoid	L655 (3/8" basic valve) Double solenoid	Nominal Cv	Port size (NPT)	Subbase (Side ports)	Manifold† (End & bottom ports)	Voltage	Valve only						
							Single solenoid	Double solenoid					
		4.8	3/8"	K022090	K142230	120V 60Hz	L6753910253	L6553910253					
							4.8	1/2"	K022091	K142231	110V 50Hz		
							4.8	3/4"	K022101	K142270	24VDC	L6753310249	L6553310249



L675 (1" basic valve) Single solenoid	L655 (1" basic valve) Double solenoid	Nominal Cv	Port size (NPT)	Subbase (Side ports)	Manifold† (End & bottom ports)	Voltage	Valve only		
							Single solenoid	Double solenoid	
		11.3	1"	K022095		120V 60Hz	L6758910253	L6558910253	
							110V 50Hz		
							24VDC	L6758310249	L6558310249



4-way, 5-port, 3-position, Plug-in

L665 (3/8" basic valve) Double solenoid	Nominal Cv	Port size (NPT)	Subbase (side ports)	Manifold † (end & bottom ports)	Voltage	Valve only				
						Double solenoid				
	4.8	3/8"	K022090	K142230	120V 60Hz	L6653921153				
						1/2"	K022091	K142231	110V 50Hz	
						3/4"	K022101	K142270	24VDC	L6653321149



L665 (1" basic valve) Double solenoid	Nominal Cv	Port size (NPT)	Subbase (side ports)	Manifold (end & bottom ports)	Voltage	Valve only		
						Double solenoid		
	11.3	1"	K022095		120V 60Hz	L6658921153		
						110V 50Hz		
						24VDC	L6658321149	

4-way, 5-port, 2-position, Direct Pipe Ported

L705 (3/8" basic valve) single solenoid	L685 (3/8" basic valve) double solenoid	Port size (NPT)		Nominal Cv	Voltage	Operator type	Valve	
		P, A & B	EA & EB				Single solenoid	Double solenoid
		3/8"	1/2"	4.8	120V 60Hz	Junction box	L7053910253	L6853910253
							110V 50Hz	L7054910253
		3/8"	1/2"	4.8	24VDC	Junction box	L7053610249	L6853610249
							L7054610249	L6854610249
		3/8"	1/2"	4.8	120V 60Hz	Basic	L7053310253	L6853310253
							110V 50Hz	L7054310253

L705 (1" basic valve) single solenoid	L685 (1" basic valve) double solenoid	Port size (NPT)		Nominal Cv	Voltage	Operator type	Valve	
		P, A & B	EA & EB				Single solenoid	Double solenoid
		1"	1-1/4"	12.0	120V 60Hz	Junction box	L7058910253	L6858910253
							110V 50Hz	L7059910253
		1"	1-1/4"	12.0	24VDC	Junction box	L7058610249	L6858610249
							L7059610249	L6859610249

4-way, 5-port, 3-position, Direct Pipe Ported

L695 (3/8" basic valve) double solenoid	L695 (1" basic valve) double solenoid	Port size (NPT)		Nominal Cv	Voltage	Operator type	Valve	
		P, A & B	EA & EB				3/8" basic size	1" basic size
		3/8"	1/2"	4.5	120V 60Hz	Junction box	L6953921153	—
							L6954921153	—
		1"	1-1/4"	12.0	110V 50Hz	Junction box	—	L6958921153
							—	L6959921153

† Manifolds include mounting hardware, except for port adapters.

Valvair II
Series

DX ISOMAX
Series

Fieldbus

Isys ISO
Series

Isys Micro
Series

Moduflex
Series

D
Subbase & Manifold
Valve Products